

ANTENNA MAST™

by Will-Burt

A Solution for every mission

Five elevation platforms offer limitless deployment options

AM2:
Aluminum man-portable tripod mast

QEAM Heavy Duty:
Maximum height and payload field mast

Hurry-Up:
Quick deploy mast - 1 minute or less

Ranger:
Lightweight, back-packable tripod mast

QEAM:
Lightweight, high strength field mast



Hurry-Up Mast



QEAM
Quick Erecting Antenna Mast™



Ranger Mast™



Ranger Pack®



www.antennamast.com





The AntennaMasts by Will-Burt provide our customers with extremely capable and flexible mast systems that are able to perform across a wide spectrum of mission profiles. We offer five unique mast variants that can be configured to meet all of your critical mission requirements. The Will-Burt Company has been manufacturing high performance mast systems for over 50 years. We have an in-house engineering and design team with unmatched capabilities supported by a certified ISO 9001:2015 quality management system. Our products are in use around the world in numerous industries and militaries and have secured a well-founded reputation for excellence.

THE ADVANTAGES OF ANTENNAMAST



- **Versatile - A solution for every mission that will optimize payload performance.**
 - **QEAM Heavy Duty:** Delivers maximum height and payload capabilities from a robust field mast.
 - **Hurry-Up:** Full deployment in under 1 minute.
 - **Ranger:** Lightweight composite, back-packable tripod mast.
 - **QEAM:** Lightweight and high strength composite field mast.
 - **AM2:** Man-portable, aluminum tripod mast.
- **Flexible - The same payload interface fits every mast system. Payload adaptors are available for common antennas and sensors. Will-Burt provides in-house design and manufacturing for custom requirements.**
- **Strong and Adaptable - Multiple sensors can be deployed on a single mast.**
- **Speed - Engineered for human factors to minimize set-up and tear down time. Payload adaptors interface without tools.**
- **Portable - Systems supplied with transport bags or back-packs and are ergonomically designed for easy and safe handling.**

AntennaMast Height and Payload Capabilities

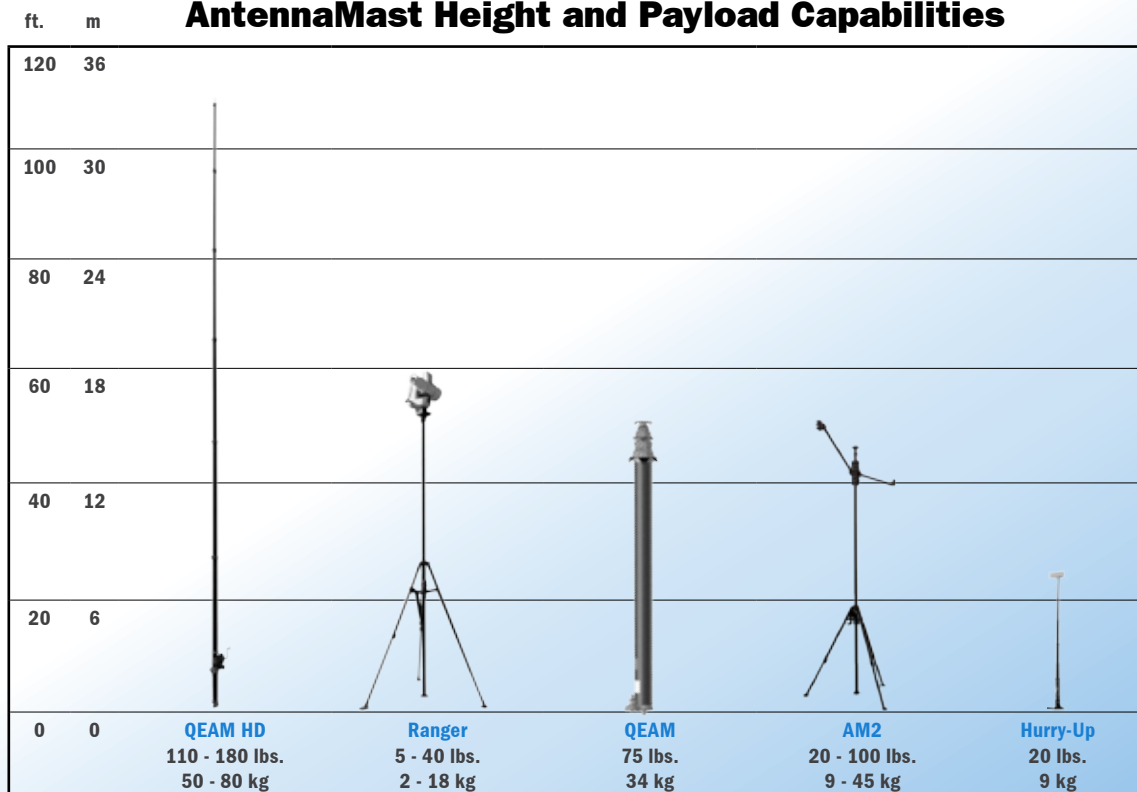


TABLE OF CONTENTS



AM2
MAN-PORTABLE ALUMINUM
TRIPOD MAST
UP TO 15 M / 49 FT. 4-5



QEAM HEAVY DUTY
MAXIMUM HEIGHT AND
PAYLOAD FIELD MAST
UP TO 34 M / 112 FT. 9



RANGER
LIGHTWEIGHT COMPOSITE,
BACK-PACKABLE
TRIPOD MAST UP TO
18.3 M / 60 FT. 6-7



HURRY-UP
RAPID DEPLOY FIELD MAST
UP TO 7.5 M / 25 FT. 10



QEAM
LIGHTWEIGHT AND HIGH
STRENGTH COMPOSITE MAST
UP TO 15 M / 49 FT. 8



ACCESSORIES
PAYLOAD INTERFACES,
EXTENSIONS, BRACKETS
AND MORE 11



AM2

The AntennaMast model AM2 is a rugged, lightweight, man-portable, aluminum tripod mast designed for rapid payload deployment. The AM2 is extremely flexible and reliable and is capable of elevating multiple devices on a single mast.

Payload deployment options:

1. The EZ Raze™ system with cable winching device and safety brake enables the user to lift and lower heavier payloads in a safe and controlled manner without disassembling the mast system.
2. The mast tube lift winch provides a mechanical assist for the lifting of the mast tubes for heavier payloads.
3. The user is also able to elevate the mast tubes and payload by breach loading the tubes through the tripod center collar.



**AM2 with EZ Raze
Payload Elevation System**

**Easily elevate and lower multiple
antennas and sensors**



AM2 with Mast Tube Lift Winch

Key Features

- **Rapid set-up** – Includes a tripod with two (2) built-in levels and large no-slip adjustment knobs that are easy to operate. Interlocking mast tubes allow for directional adjustment of the payload.
- **Flexible** – A variety of payload adaptors and accessories are available to accomplish diverse missions.
- **Simple** – No tools or special training are needed for deployment.
- **Rugged** – Designed to meet MIL-STD-810 for use in a variety of harsh environments.
- **Durable** – Components are constructed of aluminum and stainless steel and are covered by a two (2) year warranty.
- **Complete system** – AM2 system includes all components needed to safely deploy rated payload at selected height.
- **Transportable** – Every mast system comes with a rugged wheeled transport bag designed for easy unloading and loading.

AM2 Specifications

Height (m / ft.)	Model #	Deployable Load (kg / lb.)	Deployment Method	Deployment Time	System Weight (kg / lb.)	Guying (Primary / Secondary)	Wind Survival Speed (km/h / mph)
15 / 49.2	715061500	9.1 / 20	Manual	20-30 (2-4 persons)	47 / 103.6	Top / Mid Guying Optional	113 / 70 @ 4 sq. ft.
14 / 45.9	715061400	11.3 / 25	Manual	15-20 (1-3 persons)	45.6 / 100.5	Top / Mid Guying Optional	113 / 70 @ 4 sq. ft.
13 / 42.7	715061300	13.6 / 30	Manual	15-20 (1-3 persons)	44 / 97	Top / Mid Guying Optional	113 / 70 @ 4 sq. ft.
12 / 39.4	715061200	15.9 / 35	Manual	15-20 (1-3 persons)	42.5 / 93.8	Top / Mid Guying Optional	113 / 70 @ 4 sq. ft.
11 / 36.1	715061100	18.1 / 40	Manual	15-20 (1-3 persons)	41.1 / 90.5	Top / Mid Guying Optional	113 / 70 @ 4 sq. ft.
10 / 32.8	715061000	22.7 / 50	Manual	15-18 (1-3 persons)	39.6 / 87.3	Top / Mid Guying Optional	113 / 70 @ 6 sq. ft.
9 / 29.5	715060900	24.9 / 55	Manual	15-18 (1-3 persons)	38.1 / 84	Top	113 / 70 @ 6 sq. ft.
8 / 26.2	715060800	24.9 / 55	Manual	15-18 (1-3 persons)	36.7 / 80.8	Top	113 / 70 @ 6 sq. ft.
7 / 23	715060700	27.2 / 60	Manual	10-18 (1-2 persons)	35.2 / 77.6	Top	113 / 70 @ 6 sq. ft.
6 / 19.7	715060600	27.2 / 60	Manual	10-18 (1-2 persons)	33.7 / 74.3	Top	113 / 70 @ 6 sq. ft.
5 / 16.4	715060500	29.5 / 65	Manual	5-10 (1-2 persons)	32.2 / 71	Top	113 / 70 @ 6 sq. ft.
4 / 13.1	715060400	34 / 70	Manual	5-10 (1-2 persons)	30.8 / 67.8	Top	113 / 70 @ 6 sq. ft.
3 / 9.8	715060300	38.6 / 85	Manual	5-10 (1-2 persons)	29.3 / 64.6	Top	113 / 70 @ 6 sq. ft.
2 / 6.6	715060200	45.4 / 100	Manual	5-10 (1-2 persons)	27.8 / 61.3	Top	113 / 70 @ 6 sq. ft.

AM2 with Mast Tube Lift Winch Specifications

Height (m / ft.)	Model #	Deployable Load (kg / lb.)	Deployment Method	Deployment Time	System Weight (kg / lb.)	Guying (Primary / Secondary)	Wind Survival Speed (km/h / mph)
15 / 49.2	715071500	9.1 / 20	Lift Winch	20-30 (2-4 persons)	50.2 / 110.6	Top / Mid Guying Optional	113 / 70 @ 4 sq. ft.
14 / 45.9	715071400	11.3 / 25	Lift Winch	15-20 (1-3 persons)	48.8 / 107.5	Top / Mid Guying Optional	113 / 70 @ 4 sq. ft.
13 / 42.7	715071300	13.6 / 30	Lift Winch	15-20 (1-3 persons)	47.4 / 104.5	Top / Mid Guying Optional	113 / 70 @ 4 sq. ft.
12 / 39.4	715071200	15.9 / 35	Lift Winch	15-20 (1-3 persons)	45.7 / 100.8	Top / Mid Guying Optional	113 / 70 @ 4 sq. ft.
11 / 36.1	715071100	18.1 / 40	Lift Winch	15-20 (1-3 persons)	44.2 / 97.5	Top / Mid Guying Optional	113 / 70 @ 4 sq. ft.
10 / 32.8	715071000	22.7 / 50	Lift Winch	15-18 (1-3 persons)	42.8 / 94.3	Top / Mid Guying Optional	113 / 70 @ 6 sq. ft.
9 / 29.5	715070900	24.9 / 55	Lift Winch	15-18 (1-3 persons)	41.3 / 91	Top	113 / 70 @ 6 sq. ft.
8 / 26.2	715070800	24.9 / 55	Lift Winch	15-18 (1-3 persons)	39.8 / 87.8	Top	113 / 70 @ 6 sq. ft.
7 / 23	715070700	27.2 / 60	Lift Winch	10-18 (1-2 persons)	38.4 / 84.6	Top	113 / 70 @ 6 sq. ft.
6 / 19.7	715070600	27.2 / 60	Lift Winch	10-18 (1-2 persons)	36.9 / 81.3	Top	113 / 70 @ 6 sq. ft.
5 / 16.4	715070500	29.5 / 65	Lift Winch	5-10 (1-2 persons)	35.4 / 78	Top	113 / 70 @ 6 sq. ft.
4 / 13.1	715070400	34 / 75	Lift Winch	5-10 (1-2 persons)	33.9 / 74.8	Top	113 / 70 @ 6 sq. ft.
3 / 9.8	715070300	38.6 / 85	Lift Winch	5-10 (1-2 persons)	32.5 / 71.6	Top	113 / 70 @ 6 sq. ft.
2 / 6.6	715070200	45.4 / 100	Lift Winch	5-10 (1-2 persons)	31 / 68.3	Top	113 / 70 @ 6 sq. ft.

AM2 with EZ Raze Payload Elevation System Specifications

Height (m / ft.)	Model #	Deployable Load (kg / lb.)	Deployment Method	Deployment Time	System Weight (kg / lb.)	Guying (Primary / Secondary)	Wind Survival (km/h / mph)
15 / 49.2	715191500	22.7 / 50	Carriage	20-30 (2-4 persons)	52.4 / 115.6	Top	113 / 70 @ 1 sq. ft.
14 / 45.9	715191400	24.9 / 55	Carriage	15-18 (1-3 persons)	51 / 112.5	Top	113 / 70 @ 2 sq. ft.
13 / 42.7	715191300	27.2 / 60	Carriage	15-18 (1-3 persons)	49.5 / 109.1	Top	113 / 70 @ 3 sq. ft.
12 / 39.4	715191200	29.5 / 65	Carriage	15-18 (1-3 persons)	48 / 105.9	Top	113 / 70 @ 4 sq. ft.
11 / 36.1	715191100	31.8 / 70	Carriage	15-18 (1-3 persons)	46.5 / 102.6	Top	113 / 70 @ 4 sq. ft.
10 / 32.8	715191000	34 / 75	Carriage	15-18 (1-3 persons)	45.1 / 99.4	Top	113 / 70 @ 6 sq. ft.
9 / 29.5	715190900	34 / 75	Carriage	15-18 (1-3 persons)	43.6 / 96.1	Top	113 / 70 @ 6 sq. ft.
8 / 26.2	715190800	34 / 75	Carriage	15-18 (1-3 persons)	42.1 / 92.9	Top	113 / 70 @ 6 sq. ft.
7 / 23	715190700	34 / 75	Carriage	10-18 (1-2 persons)	40.6 / 89.6	Top	113 / 70 @ 6 sq. ft.
6 / 19.7	715190600	34 / 75	Carriage	10-18 (1-2 persons)	39.2 / 86.4	Top	113 / 70 @ 6 sq. ft.
5 / 16.4	715190500	34 / 75	Carriage	5-10 (1-2 persons)	37.7 / 83.1	Top	113 / 70 @ 6 sq. ft.
4 / 13.1	715190400	34 / 75	Carriage	5-10 (1-2 persons)	36.2 / 79.9	Top	113 / 70 @ 6 sq. ft.
3 / 9.8	715190300	34 / 75	Carriage	5-10 (1-2 persons)	34.7 / 76.6	Top	113 / 70 @ 6 sq. ft.

Ranger and Ranger Pack

The Ranger and Ranger Pack are the lightest man-portable tripod masts available. Constructed of lightweight, high strength carbon composites, these tripod masts deliver the benefits of faster deployment while still delivering the strength and height of metal masts. These masts are the ideal elevation solution for missions requiring fast deployment of surveillance sensors.



Ranger Mast



Flexible deployment options:

1. Ranger Pack is a backpack mast system that stows in one organized and rugged pack.
2. The EZ Raze™ payload elevation system with safety brake allows antennas and sensors to safely move from the top of the deployed mast system to ground level by turning a winch.
3. Manual mast tube and payload deployment by pushing tubes through tripod center.



Ranger Pack



Key Features

- **Quick set-up** – Includes a composite tripod with two (2) built-in levels and lever operated friction locks that are easy to operate with gloved hands. Interlocking composite mast tubes deliver fast assembly and tear-down.
- **Flexible** – A variety of payload adaptors and elevation accessories are available to accomplish diverse missions.
- **Ease of use** – No tools or special training needed for deployment.
- **Durable** – Components are constructed of carbon composite and stainless steel and are covered by a two (2) year warranty.
- **Complete system** – Ranger and Ranger Pack systems include all components needed to safely deploy rated payload at selected height.
- **Transportable** – Rugged wheeled transport bag included with Ranger and back-pack included with Ranger Pack.

Ranger Pack Specifications

Height (m / ft.)	Model #	Deployable Load (kg / lb.)	Deployment Method	Deployment Time	System Weight (kg / lb.)	Guying (Primary / Secondary)	Wind Survival (km/h / mph)
7.3 / 24	714042410	22.7 / 50	Manual	10-18 (1-2 persons)	28.6 / 63	Top	113 / 70 @ 4 sq. ft.

Ranger Mast Specifications

Height (m / ft.)	Model #	Deployable Load (kg / lb.)	Deployment Method	Deployment Time	System Weight (kg / lb.)	Guying (Primary / Secondary)	Wind Survival (km/h / mph)
18.3 / 60	714076000	2.3 / 5	Manual	20-30 (2-4 persons)	40.8 / 90	Top / Mid Guying Optional	113 / 70 @ 2 sq. ft.
17.1 / 56	714075600	2.3 / 5	Manual	20-30 (2-4 persons)	39.5 / 87	Top / Mid Guying Optional	113 / 70 @ 2 sq. ft.
15.8 / 52	714075200	4.5 / 10	Manual	15-20 (1-3 persons)	38.1 / 84	Top / Mid Guying Optional	113 / 70 @ 2 sq. ft.
14.6 / 48	714074800	4.5 / 10	Manual	15-20 (1-3 persons)	37.2 / 82	Top / Mid Guying Optional	113 / 70 @ 2 sq. ft.
13.4 / 44	714074400	6.8 / 15	Manual	15-20 (1-3 persons)	35.8 / 79	Top / Mid Guying Optional	113 / 70 @ 2 sq. ft.
12.2 / 40	714074000	9.1 / 20	Manual	15-18 (1-3 persons)	33.1 / 73	Top / Mid Guying Optional	113 / 70 @ 2 sq. ft.
11 / 36	714073600	11.3 / 25	Manual	15-18 (1-3 persons)	31.8 / 70	Top / Mid Guying Optional	113 / 70 @ 2 sq. ft.
9.8 / 32	714073200	13.6 / 30	Manual	15-18 (1-3 persons)	30.8 / 68	Top	113 / 70 @ 4 sq. ft.
8.5 / 28	714072800	15.9 / 35	Manual	10-18 (1-2 persons)	29.5 / 65	Top	113 / 70 @ 4 sq. ft.
7.3 / 24	714072400	18.1 / 40	Manual	10-18 (1-2 persons)	28.6 / 63	Top	113 / 70 @ 4 sq. ft.
6.1 / 20	714072000	18.1 / 40	Manual	5-10 (1-2 persons)	27.2 / 60	Top	113 / 70 @ 4 sq. ft.
4.9 / 16	714071600	18.1 / 40	Manual	5-10 (1-2 persons)	26.3 / 58	Top	113 / 70 @ 4 sq. ft.
3.7 / 12	714071200	18.1 / 40	Manual	5-10 (1-2 persons)	25.4 / 56	Top	113 / 70 @ 4 sq. ft.

Ranger Mast with EZ Raze Payload Elevation System Specifications

Height (m / ft.)	Model #	Deployable Load (kg / lb.)	Deployment Method	Deployment Time	System Weight (kg / lb.)	Guying (Primary / Secondary)	Wind Survival (km/h / mph)
18.3 / 60	714176000	13.6 / 30	Carriage	20-30 (2-4 persons)	52.2 / 115	Top	80 / 50 @ 1 sq. ft.
17.1 / 56	714175600	15.9 / 35	Carriage	20-30 (2-4 persons)	51.3 / 113	Top	96 / 60 @ 1 sq. ft.
15.8 / 52	714175200	15.9 / 35	Carriage	15-20 (1-3 persons)	49.9 / 110	Top	96 / 60 @ 1.5 sq. ft.
14.6 / 48	714174800	18.1 / 40	Carriage	15-20 (1-3 persons)	49 / 108	Top	113 / 70 @ 1.5 sq. ft.
13.4 / 44	714174400	18.1 / 40	Carriage	15-20 (1-3 persons)	47.6 / 105	Top	113 / 70 @ 2 sq. ft.
12.2 / 40	714174000	18.1 / 40	Carriage	15-18 (1-3 persons)	44.9 / 99	Top	113 / 70 @ 3 sq. ft.
11 / 36	714173600	18.1 / 40	Carriage	15-18 (1-3 persons)	43.5 / 96	Top	113 / 70 @ 4 sq. ft.
9.8 / 32	714173200	18.1 / 40	Carriage	15-18 (1-3 persons)	42.6 / 94	Top	113 / 70 @ 4 sq. ft.
8.5 / 28	714172800	18.1 / 40	Carriage	10-18 (1-2 persons)	41.3 / 91	Top	113 / 70 @ 4 sq. ft.
7.3 / 24	714172400	18.1 / 40	Carriage	10-18 (1-2 persons)	40.4 / 89	Top	113 / 70 @ 4 sq. ft.
6.1 / 20	714172000	18.1 / 40	Carriage	5-10 (1-2 persons)	39 / 86	Top	113 / 70 @ 4 sq. ft.
4.9 / 16	714171600	18.1 / 40	Carriage	5-10 (1-2 persons)	38.1 / 84	Top	113 / 70 @ 4 sq. ft.
3.7 / 12	714071200	18.1 / 40	Carriage	5-10 (1-2 persons)	37.2 / 82	Top	113 / 70 @ 4 sq. ft.



A full range of accessories and payload adaptors are available for the Ranger Mast.

- DUAL, TRI & QUAD ARM COLLAR
- NATO PLATE
- BOLSTER PLATE
- EZ-RAZE

Q★E★A★M

QUICK ERECTING ANTENNA MAST

The Quick Erecting Antenna Mast (QEAM) is a lightweight, high strength carbon composite field mast that offers a rigid, stable platform for elevating payloads. The QEAM may be field, vehicle, or shelter mounted. The QEAM is deployed using a robust crank and aluminum alloy screw mechanism. The QEAM is MIL-STD-810F certified for harsh environmental conditions and is widely used throughout the world.



Delivers precise pointing accuracy:

- **Twist is minimized by full-length external keys**
- **Rigid carbon composite mast tubes reduce deflection**

Key Features

- **Position payload at any height** – Automatic locking collars safely maintain elevation.
- **Pointing accuracy is assured with full-length keys.**
- **Maintenance-free** – Sealed crank mechanism requires no grease.
- **Flexible** – A variety of payload adaptors and elevation accessories are available.
- **Rugged** – Carbon composite mast tubes and aluminum and stainless steel components are covered by a two (2) year warranty.
- **Complete system** – Includes all components needed to safely deploy rated payload.


QEAM	HDTM 10C	TM 15C
Extended Height	10 m / 32.8 ft.	15 m / 49.2 ft.
Nested Height	2.4 m / 8 ft.	2.4 m / 8 ft.
Payload Capacity	34 kg / 75 lb.	34 kg / 75 lb.
Weight (mast only)	25 kg / 55 lb.	43.1 kg / 95 lb.
Weight (accessory kit)	19 kg / 2 @ 42 lb.each	19 kg / 2 @ 42 lb.each
Number of Sections	5	8
Deployment Time	2 persons, 8 min.	3 persons, 10 min.
Survival Wind Speed	128 km/h / 80 mph	128 km/h / 80 mph
Deployment Wind Speed*	40 kph / 25 mph	40 kph / 25 mph
Operational Wind Speed	97 km/h / 60 mph	97 km/h / 60 mph
Ice load	12 mm / 0.5 in.	12 mm / 0.5 in.
Guying	2 level / 4 way	3 level / 4 way
Surface mounting	±15° slope	±15° slope
Drive system	Screw drive	Screw drive
Finish	Standard Black	Standard Black
Typical Payload Sail Area*	6 sq. ft. / 0.6 msq CD=1.5	6 sq. ft. / 0.6 msq CD=1.5

* Note: Must be guyed for wind speeds over 25 mph/40 kph.

Q★E★A★M

QUICK ERECTING ANTENNA MAST

HEAVY DUTY



The Quick Erecting Antenna Mast Heavy Duty (QEAM HD) is a high capacity field mast that uses a strap drive mechanism to extend the mast. The QEAM HD may be field, vehicle, trailer or shelter mounted. This mast is well-suited for heavy payloads and payloads with larger sail areas. This mast has been MIL-STD-810F certified for harsh environmental conditions.

Key Features

- **Position payload at any height** – Automatic locking collars safely maintain elevation.
- **Pointing accuracy is assured with full-length keys.**
- **Strap drive system is strong and reliable and requires no external power.**
- **Flexible** – A variety of payload adaptors and elevation accessories are available.
- **Rugged** – Black anodized aluminum mast tubes and aluminum and stainless steel components are covered by a two (2) year warranty.
- **Complete system** – Includes all components needed to safely deploy rated payload.

High capacity manually deployed mast:

- **Easy to operate** – no power required for deployment
- **Reaches heights up to 34 m / 112 ft.**
- **Payload capacity up to 80 kg / 180 lb.**

Aluminum Strap Drive Model	TM 21	TM 25	TM 30	TM 34
Extended Height	21 m / 68.9 ft.	25 m / 82 ft.	30 m / 98.4 ft	34 m / 112 ft.
Nested Height	4.45 m / 14.6 ft.	4.5 m / 14.8 ft.	5.9 m / 19.3 ft.	5.8 m / 19 ft.
Payload Capacity	80 kg / 180 lb.	68 kg / 150 lb.	68 kg / 150 lb.	50 kg / 110 lb.
Weight (mast only)	90 kg / 197 lb.	100 kg / 220 lb.	114 kg / 250 lb.	121 kg / 265 lb.
Weight (accessory kit)	111 kg / 245 lb.	125 kg / 275 lb.	125 kg / 275 lb.	125 kg / 275 lb.
Number of Sections	6	7	6	7
Deployment Time	3 persons, 25 min	3 persons, 30 min	3 persons, 30 min	3 persons, 30 min
Survival Wind Speed	128 km/h / 80 mph	128 km/h / 80 mph	128 km/h / 80 mph	128 km/h / 80 mph
Deployment Wind Speed*	40 kph / 25 mph	40 kph / 25 mph	40 kph / 25 mph	40 kph / 25 mph
Operational Wind Speed	97 km/h / 60 mph	97 km/h / 60 mph	97 km/h / 60 mph	97 km/h / 60 mph
Ice load	12 mm / 0.5 in.	12 mm / 0.5 in.	12 mm / 0.5 in.	12 mm / 0.5 in.
Guying	4 level / 4 way	5 level / 4 way	5 level / 4 way	5 level / 4 way
Surface Mounting	±15° slope	±15° slope	±15° slope	±15° slope
Drive system	Strap Drive	Strap Drive	Strap Drive	Strap Drive
Finish	MIL-A-8625 Type II, CL 2 Black	MIL-A-8625 Type II, CL 2 Black	MIL-A-8625 Type II, CL 2 Black	MIL-A-8625 Type II, CL 2 Black
Typical Payload Sail Area*	6 sq. ft. / 0.6 msq CD=1.5	6 sq. ft. / 0.6 msq CD=1.5	6 sq. ft. / 0.6 msq CD=1.5	6 sq. ft. / 0.6 msq CD=1.5

* Note: Must be guyed for wind speeds over 25 mph/40 kph.

Hurry-Up Mast

The Hurry-Up Mast is a lightweight push-up field mast that can be deployed in less than one minute. The quick lock / release collars will maintain mast height indefinitely. The Hurry-Up is ideal for deploying antennas and sensors in a highly mobile operating environment. This mast requires no guy lines and is available with an optional vehicle drive-on plate for even faster deployment.



Key Features

- Durable mast made of black anodized aluminum with stainless steel locking collars.
- Portable and lightweight makes it suitable for both field deployment and vehicle mounting.
- Suitable for a variety of antennas and other payloads with a wide range of available accessories.

Hurry-Up Mast	710103010	903614	719901610	719900790
Extended Height	9 m / 30 ft.	7.6 m / 24.3 ft.	5.3 m / 16.4 ft.	3.5 m / 7 ft.
Nested Height	2 m / 6 ft. 9 in.	1.8 m / 5 ft. 9 in.	1.6 m / 5 ft. 4 in.	.9 m / 3 ft. 5 in.
Payload Capacity	9.1 kg / 20 lb.	9.1 kg / 20 lb.	9.1 kg / 20 lb.	9.1 kg / 20 lb.
Approximate Weight	16 kg / 36 lb.	13 kg / 29 lb.	9 kg / 19 lb.	7 kg / 15 lb.
Number of Sections	6	6	4	3
Tube Diameter	89-38 mm / 3.5 in. - 1.5 in.	89-38 mm / 3.5 in. - 1.5 in.	89-57 mm / 3.5 in. - 2.25 in.	89-67 mm / 3.5 in. - 2.625 in.
Collar Type	Friction Locking	Friction Locking	Friction Locking	Friction Locking
Finish	Black Anodize, MIL-A-8625, Type II, Class 2	Black Anodize, MIL-A-8625, Type II, Class 2	Black Anodize, MIL-A-8625, Type II, Class 2	Black Anodize, MIL-A-8625, Type II, Class 2

ANTENNAMAST ACCESSORIES

Will-Burt offers a broad selection of accessories and payload interfaces to accommodate a wide array of devices. No tools or special training are required for installation, and the payload interfaces are interchangeable between AntennaMast systems. These features enable quick installation with little or no training.


A sample of the available AntennaMast accessories are listed below. Additional accessories can be seen at www.antennamast.com. Will-Burt's in-house engineering team backed by our on-site ISO 9001:2015 quality certified manufacturing facility located in Orrville, Ohio USA can create custom solutions to fit your exact specifications.

Key Features

- Simple hand-operated pins connect accessories.
- Payload adaptors and interfaces are interchangeable between mast systems.
- No tools required for assembly.



COM 201 B Mount
P/N: 4671501
Weight: 1.1 lbs



NATO Mount
P/N: 4488001
Weight: 1.25 lbs




Adjustable Cup Holder
P/N: 4487801
Weight: 2 lbs




Threaded Top Adapter
P/N: 5013901
Weight: 2.2 lbs



Bolster Plate
P/N: 4478901
Weight: 1.5 lbs



EZ Raze Carriage w/ Brake
P/N: 4967701
Weight: 5.75 lbs



**EZ Raze Carriage
Quad Arm Mount Kit**
P/N: 5014101
Weight: 10.6 lbs



3-Arm Platform Assembly
P/N: 5014901
Weight: 3.25 lbs




Half Clamp
P/N: 4936001
Weight: 2.9 lbs



**EZ Raze Carriage
Extension Bracket**
P/N: 4983001
Weight: 1.2 lbs



4-Arm Platform Assembly
P/N: 5014801
Weight: 3.75 lbs



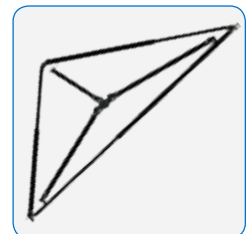
2-Arm Platform Assembly
P/N: 5015001
Weight: 2.75 lbs



Lift Winch
P/N: 4980001
Weight: 7 lbs



Manual Lifter
P/N: 4393901
Weight: .35 lbs



Stake Free Tripod Kit
P/N: 5016501
Weight: 8.3 lbs

WILL-BURT ALSO OFFERS STANDARD OFF THE SHELF AND CUSTOM MOUNTING AND INTEGRATION HARDWARE AND DESIGN SOLUTIONS.

CONTACT YOUR SALES REPRESENTATIVE TODAY

The Will-Burt Company, headquartered in Orrville, Ohio, USA, is the world's premier manufacturer of mobile telescoping masts, towers and pan and tilt positioners. We offer virtually every payload elevation and integration solution from the top brands; Will-Burt, GEROH, Integrated Tower Solutions (ITS) and MAD – for defense, government, first responders, cellular, broadcast, energy production and other markets. Will-Burt also offers contract manufacturing, metal fabrication, powder-coating, and rapid prototyping services. All Will-Burt Company manufacturing locations are backed by a certified ISO 9001:2015 Quality Management System. Incorporated in 1918, Will-Burt is 100% employee-owned and is classified as a small business.



www.willburt.com

UNITED STATES WORLD HEADQUARTERS

169 S. Main St.,
Orrville, Ohio USA 44667
Telephone: 330.682.7015
Mast Customer Service: 330.684.4000
Fax: 330.684.1190
Email: contact_us@willburt.com

INTEGRATED TOWER SYSTEMS

2703 Dawson Road,
Tulsa, OK 74110
Telephone: 800.850.8535
Fax: 918.749.8537
Email: programs@itstowers.com

EUROPE GEROH

A Will-Burt Company
Fischergasse 25
91344 Waischenfeld, Germany
Telephone: +49-9202-18-0
Fax: +49-9202-18-11
Email: info@geroh.com

UNITED KINGDOM MAD

Unit 5, Station Approach
Four Marks, Alton Hampshire,
GU34 5HN, United Kingdom
Telephone: +44 (0) 1420 565618
Fax: +44 (0) 1420 565628
Email: info@madcctv.com

UK SALES OFFICE

Unit 5b, Station Approach
Four Marks, Alton Hampshire,
GU34 5HN, United Kingdom
Telephone: +44 (0) 1403 265532
Fax: +44 (0) 1403 259072

ASIA SINGAPORE SALES OFFICE

1 Fullerton Road,
#02-01 One Fullerton,
Singapore 049213
Telephone: +65 6832 5689
Fax: +65 6722 0664